

1. Name of Listed Entity:

2. Scrip Code/Name of Scrip/Class of Security

3. Share Holding Pattern Filed under: Reg-31(1)(a)/Reg. 31(1)(b)/Reg-31(1)(c)

a. If under 31(1)(b) then indicate the report for Quarter ending

b. If under 31(1)(c) then indicate date of allotment/extinguishment

4. Declaration:

Shanthi Gears Limited

BSE- 522034


NSE- SHANTIGEAR

Reg. 31 (1) (b)

30-Jun-21

	Particulars	Yes*	No*
1	Whether the Listed Entity has issued any partly paid up shares?		No
2	Whether the Listed Entity has issued any Convertible Securities or Warrants?		No
3	Whether the Listed Entity has any shares against which depository receipts are issued?		No
4	Whether the Listed Entity has any shares in locked-in?		No
5	Whether any shares held by promoters are pledge or otherwise encumbered?		No

\*If the Listed Entity selects the option 'No' for the questions above, the columns for the partly paid up shares, Outstanding Convertible Securities/Warrants, depository receipts, locked-in shares, No of shares pledged or otherwise encumbered by promoters, as applicable, shall not be displayed at the time of dissemination on the Stock Exchange website. Also wherever there is 'No' declared by Listed Entity in above table the values will be considered as 'Zero' by default on submission of the format of holding of specified securities.



**Table I - Summary Statement holding of specified securities**

Table 1 - Summary Statement holding of specified securities																			
Category	Category of Shareholder	Number of Shareholders	No. of fully paid up equity shares held	Partly paid-up equity shares held	Nos. of shares underlying Depository Receipts	Total number of shares held	Shareholding % calculated as per SCRR, 1957 As a % of (A+B+C2)	Number of Voting Rights held in each class of securities (IX)				No. of Shares Underlying Outstanding convertible securities (including Warrants)	Shareholding, as a % assuming full conversion of convertible securities (as a percentage of diluted share capital)	Number of Locked in shares		Shares Pledged of otherwise encumbered		Number of equity shares held in dematerialized form	
								No of Voting Rights has I vote		Each share	Total as a % of Total Voting rights			No. (a)	As a % of total Shares held (b)	No. (a)	As a % of total Shares held (b)		
								Class X	Class Y										Total
(I)	(II)	(III)	(IV)	(V)	(VI)	VII = IV+V+VI	(VIII)	Class X	Class Y	Total		(X)	(XI) = (VII)+(X) as a % of A+B+C2		(XII)		(XIII)		(XIV)
(A)	Promoter and Promoter Group	2	54063189	0	0	54063189	70.472	54063189		54063189	70.472	0	70.472	0	0.000	0	0.000	54063189	
(B)	Public	16985	22652664	0	0	22652664	29.528	22652664		22652664	29.528	0	29.528	0	0.000	0	0.000	21848092	
(C)	Non Promoter-Non Public																		
(C1)	Shares underlying DRs																		
(C2)	Shares held by Employee Trusts																		
	Total	16987	76715853	0	0	76715853	100.000	76715853	0	76715853	100.000	0	100.000	0	0.000	0	0.000	75911281	



Table II - Statement showing shareholding pattern of the Promoter and Promoter Group

Table 1 - Statement showing Shareholding pattern of the Promoter and Promoter Group																		
Category & Name of Shareholder	PAN	Number of Shareholders	No. of fully paid up equity shares held	Partly paid-up equity shares held	Nos. of shares underlying Depository Receipts	Total number of shares held	Shareholding % calculated as per SCRR, 1957 As a % of (A+B+C2)	Number of Voting Rights held in each class of securities (IX)				No. of Shares Underlying Outstanding convertible securities (including Warrants)	Shareholding , as a % assuming full conversion of convertible securities ( as a percentage of diluted share capital)	Number of Locked in shares		Shares Pledged of otherwise encumbered		Number of equity shares held in dematerialized form
								No of Voting Rights	Each share has 1 vote	Total as a % of Total Voting rights	No. (a)			As a % of total Shares held (b)	No. (a)	As a % of total Shares held (b)		
(I)	(II)	(III)	(IV)	(V)	(VI)	VII = IV+V+VI	(VIII)	Class X	Class Y	Total		(X)	(XI) = (VII)+(X) as a % of A+B+C2	(XII)		(XIII)		(XIV)
(A) Shareholding of Promoter and Promoter Group <sup>2</sup>																		
1 Indian																		
(a) Individuals/ Hindu Undivided Family																		
(b) Central Government/ State Government(s)																		
(c) Financial Institutions/ Banks																		
(d) Any Others(Specify)																		
Bodies Corporate		2	54063189	0		54063189	70.472	54063189		54063189	70.472	0	70.472	0	0.000	0	0.000	54063189
AMBADI INVESTMENTS LLP	AAACN1078J	1	5714			5714	0.007	5714		5714	0.007	0	0.007	0		0		5714
TUBE INVESTMENTS OF INDIA	AADCT1398N	1	54057475			54057475	70.465	54057475		54057475	70.465	0	70.465	0		0		54057475
Sub Total(A)(1)		2	54063189	0	0	54063189	70.472	54063189		54063189	70.472	0	70.472	0	0.000	0	0.000	54063189
2 Foreign																		
a Individuals (Non-Residents Individuals/ Foreign Individuals)																		
b Government																		
c Institutions																		
d Foreign Portfolio Investor																		
e Any Others(Specify)																		
Sub Total(A)(2)		0	0	0	0	0	0.000	0	0	0	0.000	0	0.000	0	0.000	0	0.000	0
Total Shareholding of Promoter and Promoter Group (A)= (A)(1)+(A)(2)		2	54063189	0	0	54063189	70.472	54063189		54063189	70.472	0	70.472	0	0.000	0	0.000	54063189




Table III - Statement showing shareholding pattern of the Public Shareholder

Category & Name of Shareholders	PAN	Number of Shareholders	No. of fully paid up equity shares held	Partly paid-up equity shares held	Nos. of shares underlying Depository Receipts	Total number of shares held	Shareholding % calculated as per SCRR, 1957 As a % of (A+B+C2)	Number of Voting Rights held in each class of securities (IX)			No. of Shares Underlying Outstanding convertible securities (including Warrants)	Shareholding , as a % assuming full conversion of convertible securities ( as a percentage of diluted share capital)	Number of Locked in shares		Shares Pledged of otherwise encumbered		Number of equity shares held in dematerialized form	
								No of Voting Rights share has 1 vote	Each	Total as a % of Total Voting rights			No. (a)	As a % of total Shares held (b)	No. (a)	As a % of total Shares held (b)		
(I)	(II)	(III)	(IV)	(V)	(VI)	VII = IV+V+VI	(VIII)	Class X	Class Y	Total	(X)	(XI) = (VII)+(X) as a % of A+B+C2	(XII)		(XIII)		(XIV)	
(1) Institutions																		
(a) Mutual Funds/		5	22000	0		22000	0.029	22000		22000	0.029	0	0.029	0	0.000	0	0.000	18000
(b) Venture Capital Funds																		
(c) Alternate Investment Funds		1	194475	0		194475	0.254	194475		194475	0.254	0	0.254	0	0.000	0	0.000	194475
(d) Foreign Venture Capital Investors																		
(e) Foreign portfolio Investors		2	3632411	0		3632411	4.735	3632411		3632411	4.735	0	4.735	0	0.000	0	0.000	3632411
FIRST SENTIER INVESTORS ICVC - STEWART	AABCF0154C	1	1411321			1411321	1.840	1411321		1411321	1.840	0	1.840	0	0.000	0	0.000	1411321
PACIFIC ASSETS TRUST PLC	AAECP7265R	1	2221090			2221090	2.895	2221090		2221090	2.895	0	2.895	0	0.000	0	0.000	2221090
(f) Financial Institutions / Banks		2	3005	0		3005	0.004	3005		3005	0.004	0	0.004	0	0.000	0	0.000	3005
(g) Insurance Companies		1	554682	0		554682	0.723	554682		554682	0.723	0	0.723	0	0.000	0	0.000	554682
(h) Provident Funds/Pension Funds																		
(i) Any Other (specify)																		
Foreign Financial Institutions		1	2000	0		2000	0.003	2000		2000	0.003	0	0.003	0	0.000	0	0.000	0
Sub-Total (B)(1)		12	4408573	0	0	4408573	5.748	4408573		4408573	5.748	0	5.748	0	0.000	0	0.000	4402573
(2) Central Government/ State Government(s)/ President of India																		
Sub-Total (B)(2)																		
(3) Non-institutions																		
(a) Individuals -i. Individual shareholders holding nominal share capital up to Rs 2 lakh		16161	10502164	0		10502164	13.687	10502164		10502164	13.687	0	13.687	0	0.000	0	0.000	9722592
ii. Individual shareholders holding nominal share capital in excess of Rs. 2 lakh.		5	4133905	0		4133905	5.389	4133905		4133905	5.389	0	5.389	0	0.000	0	0.000	4133905
NIMESH SUMATILAL	AAJPS1459A	1	974114			974114	1.270	974114		974114	1.270	0	1.270	0	0.000	0	0.000	974114
DURGESH S SHAH	AAQPS2879F	1	974114			974114	1.270	974114		974114	1.270	0	1.270	0	0.000	0	0.000	974114
DHANESH S SHAH	ABFPS0196K	1	974114			974114	1.270	974114		974114	1.270	0	1.270	0	0.000	0	0.000	974114
(b) NBFCs registered with RBI																		
(c) Employee Trusts																		
Overseas Depositories (holding DRs) (balancing figure)																		
(d) Any other (Specify)																		
Bodies Corporate		103	1934462	0		1934462	2.522	1934462		1934462	2.522	0	2.522	0	0.000	0	0.000	1919462
Non Resident Indians - Non Repatriable		115	104160	0		104160	0.136	104160		104160	0.136	0	0.136	0	0.000	0	0.000	100160
Non Resident Indians - Repatriable		149	330007	0		330007	0.430	330007		330007	0.430	0	0.430	0	0.000	0	0.000	330007
Clearing Members		53	38936	0		38936	0.051	38936		38936	0.051	0	0.051	0	0.000	0	0.000	38936
Hindu Undivided Families		384	594744	0		594744	0.775	594744		594744	0.775	0	0.775	0	0.000	0	0.000	594744
Foreign Corporate Bodies		1	793	0		793	0.001	793		793	0.001	0	0.001	0	0.000	0	0.000	793
Inv.Education and Protection Fund Auth.		1	371150	0		371150	0.484	371150		371150	0.484	0	0.484	0	0.000	0	0.000	371150
Unclaimed Share Suspense Account		1	233770	0		233770	0.305	233770		233770	0.305	0	0.305	0	0.000	0	0.000	233770
Sub-Total(B)(3)		16973	18244091	0	0	18244091	23.780	18244091		18244091	23.780	0	23.780	0	0.000	0	0.000	17445519
Total Public Shareholding (B)= (B)(1)+(B)(2)+B(3)		16985	22652664	0	0	22652664	29.528	22652664		22652664	29.528	0	29.528	0	0.000	0	0.000	21848092




Table III Unclaimed Details

Details of Shares remaining unclaimed can be given here along with the details such as number of shareholders, outstanding shares held in demat/unclaimed suspense account, voting rights which are frozen, etc.,	
No.of Shareholders	No.of Shares held
161	233770

